


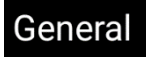
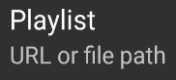


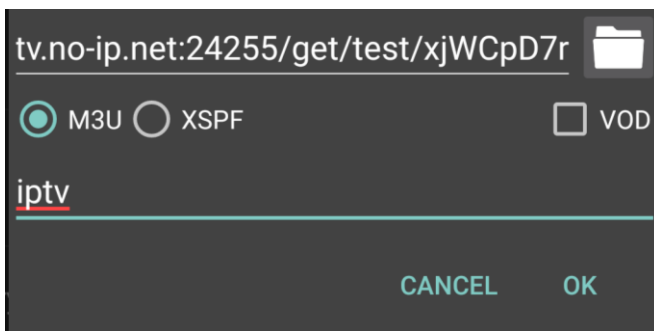
Perfect Player IPTV

Step 1: From the play store install Perfect Player IPTV app

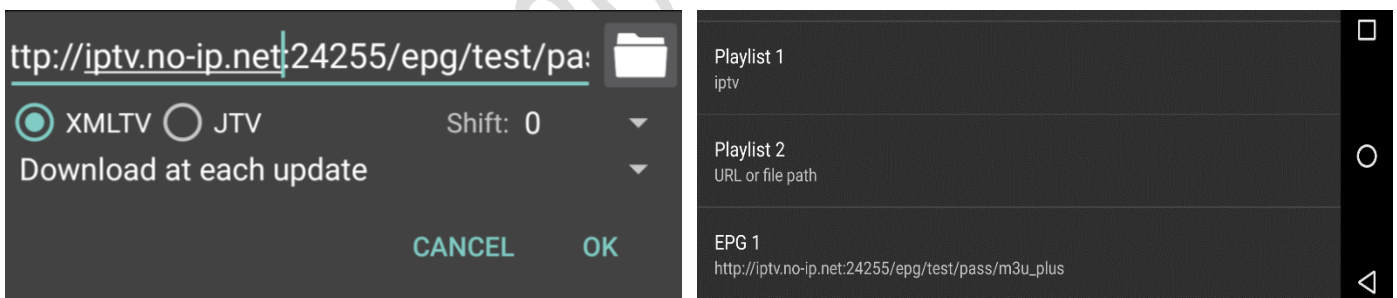


Step 2: Open the app  and press settings  then press general 

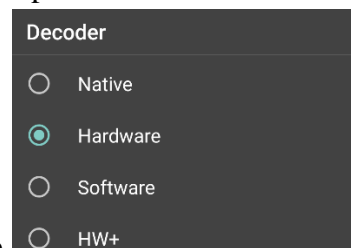
Step 3: Press playlist  enter the URL or select the M3U file from your provider & press OK



Step 4: Press EPG  enter the EPG URL or select the M3U file from your provider & press OK




Step 5: Press back & select playback  then press decoder 

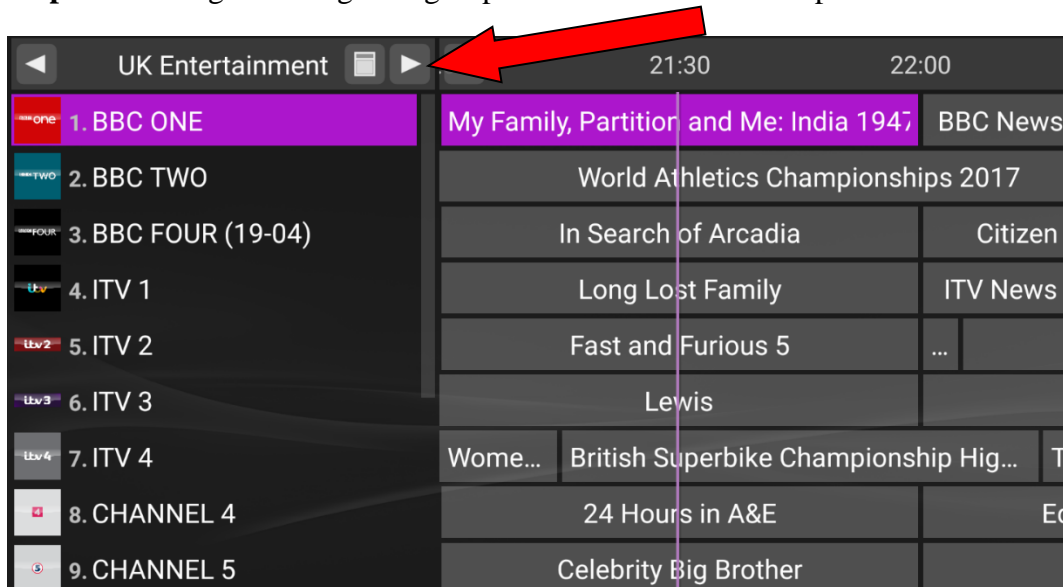


select hardware or the one that works best on your device

Step 6: Back out to the channel list & press the square icon at the top then press show EPG



Step 7: To navigate through the groups use the arrows at the top



End of this Part: please go back to the list of guides to download any remaining parts of the guide.